

# InteliSys



- 
- 
- 
- 
- 
- 
- 
- 
- 

## Typical Applications and Features

- 
- 
- 
- 
- 
- 
- 



# Typical Applications

- Middle sized and large (cogeneration) sets
- Rental Sets with flexible application range
- Middle speed engines
- Low speed engines
- Gas engines driven gensets
- Dual fuel engines
- Heavy fuel engines
- Smaller turbines (<2MW)

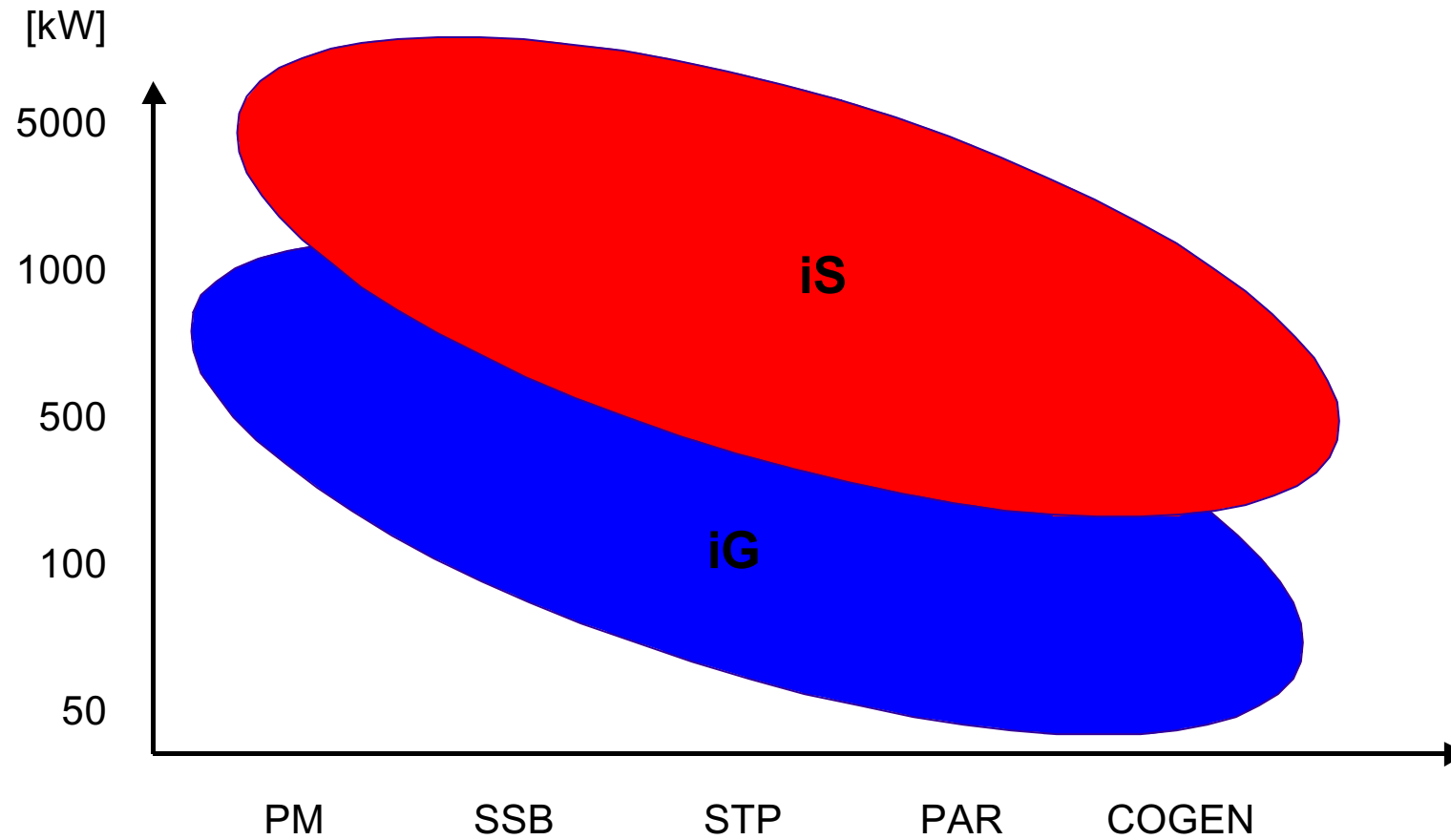
# Typical Features

- Engine Management
- Generator Management
- Mains Management
- Power Management
- Multiple Engine Management
- Heat Management
- Data Logging
- Remote Control / Telemetry

## Differences to IntelliGen

- Increase the number of inputs and outputs
- Longer history file + post mortem history
- Bigger graphical display
- SW configurable analogue inputs
- More computing power for complex applications
- High voltage measurement
- Building management functions (PLC)

# Power Range IG/IS Controller



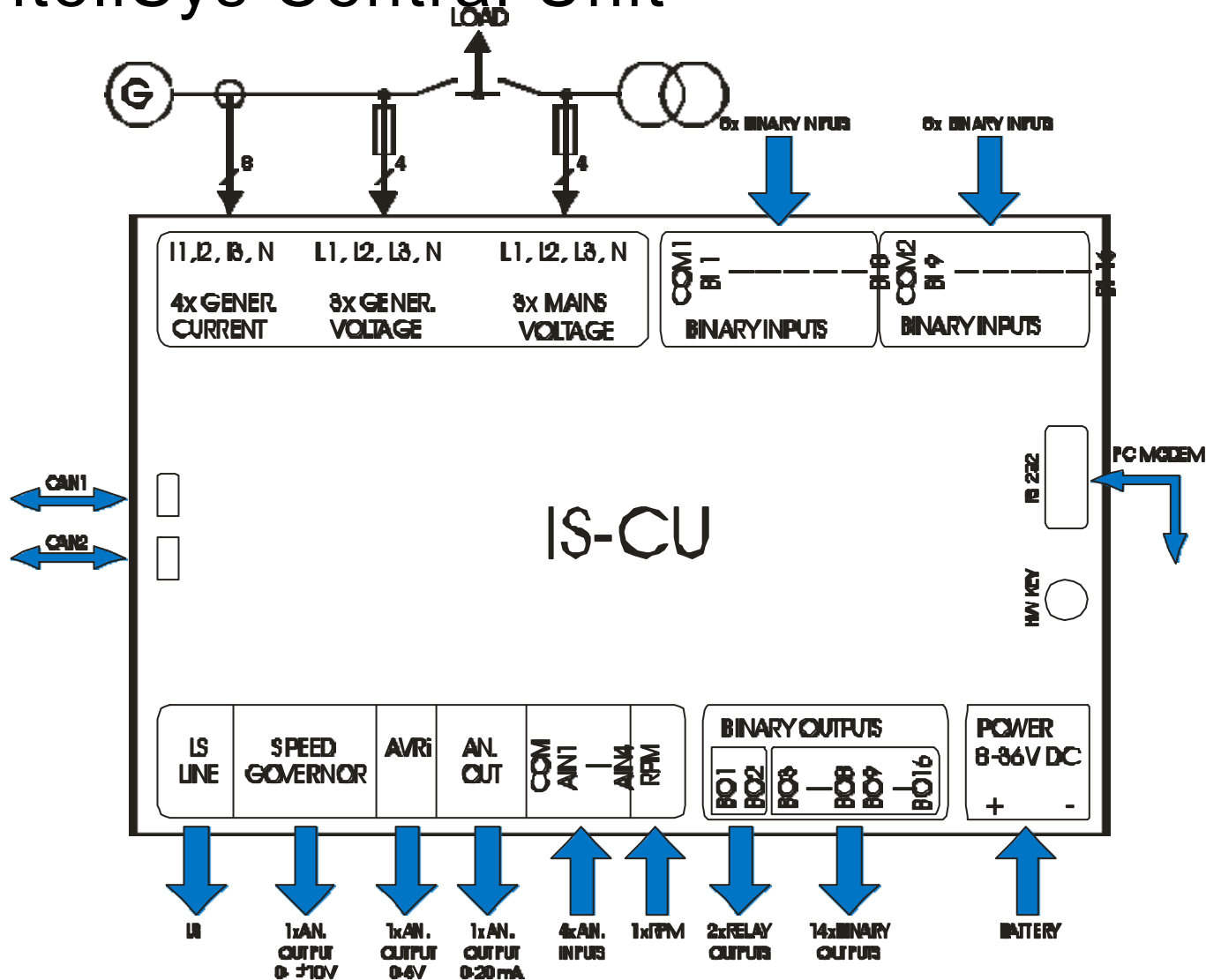
- 
- 
- 
- 
- 
- 
- 
- 
- 

# InteliSys Description

- 
- 
- 
- 
- 
- 
- 
- 

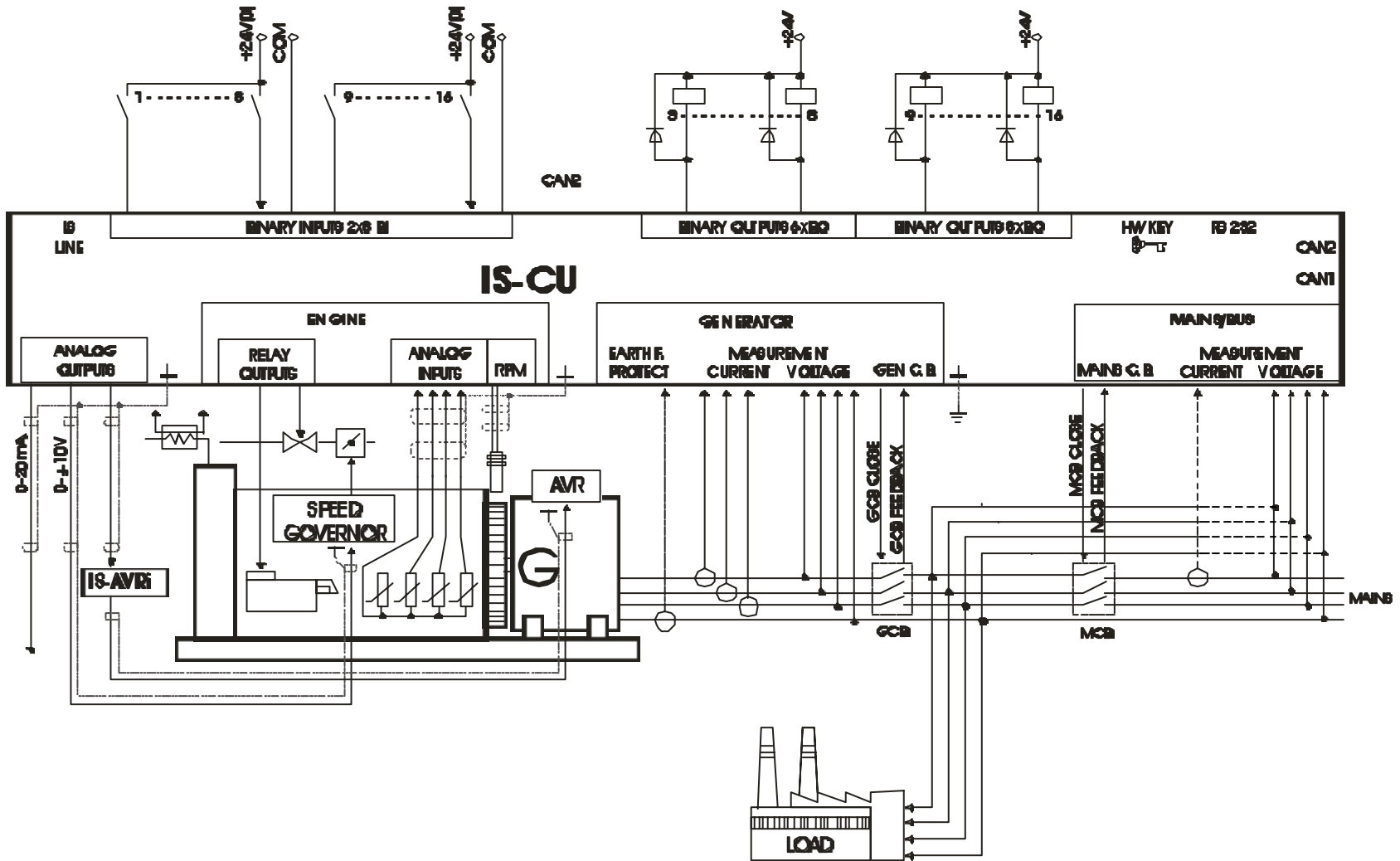


# InteliSys Central Unit





# Basic Wiring



# Engine Management

- Sequencing (start, stop, pre-lubrication, warm up, cooling, after cooling....)
- Speed measurement (overspeed protection)
- Engine measurements (temperatures, pressures..)
- Two level protections (Alarm + Slow Stop/Shut down)
- Measurement and protection of cylinder temperatures
- Dual engine support
- Temperature derating
- Speed control in stand-by operation
- Turbocharger speed measurement

# Generator Management

- Generator measurements
  - kVAr, kW, U1-U3, Hz, I1-I3, cos Fi
- Generator protections
  - Over/under frequency
  - Over/under voltage
  - Reverse power
  - Earth ground protection
  - Overload and overcurrent
  - Phase sequence supervision
- Forward synchronizing and closing of C.B.
- Voltage matching
- Paralleling of generator C.B. control with feed-back
- Voltage control in stand by operation
- Isolated / parallel / multiple engine transitions

# Mains Management

- 3 Phase AMF
  - Over/under frequency
  - Over/under voltage
  - Voltage asymmetry
  - Vector surge protection of mains short drops-out
- Mains return timer
- Reverse synchronizing and paralleling
- Mains C.B. control with feed-back
- Load Surge Protection (VDEW)

# Power Management

- Load control (constant, variable)
- Peak shaving
- Export to mains control
- Automatic starts and stops if various criteria are met
- Power factor control

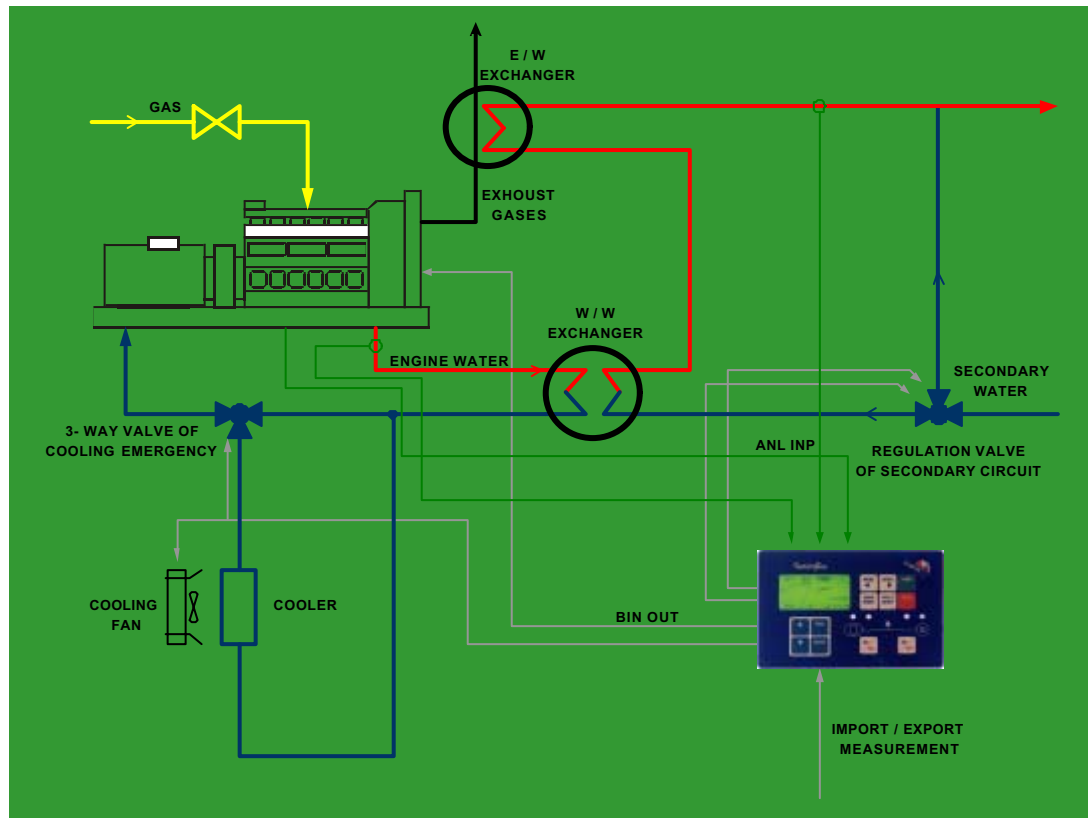
# Load Sharing and Power Management.

- Isochronous load sharing
- Multiple engines power management support
- Automatic start/stop of the engines
- Optimization of number of running engines
  - Predefined sequence
  - According to motorhours
  - According to kW-motorhours
- Load Shedding
- Reactive Power Control (PF and VAR sharing)

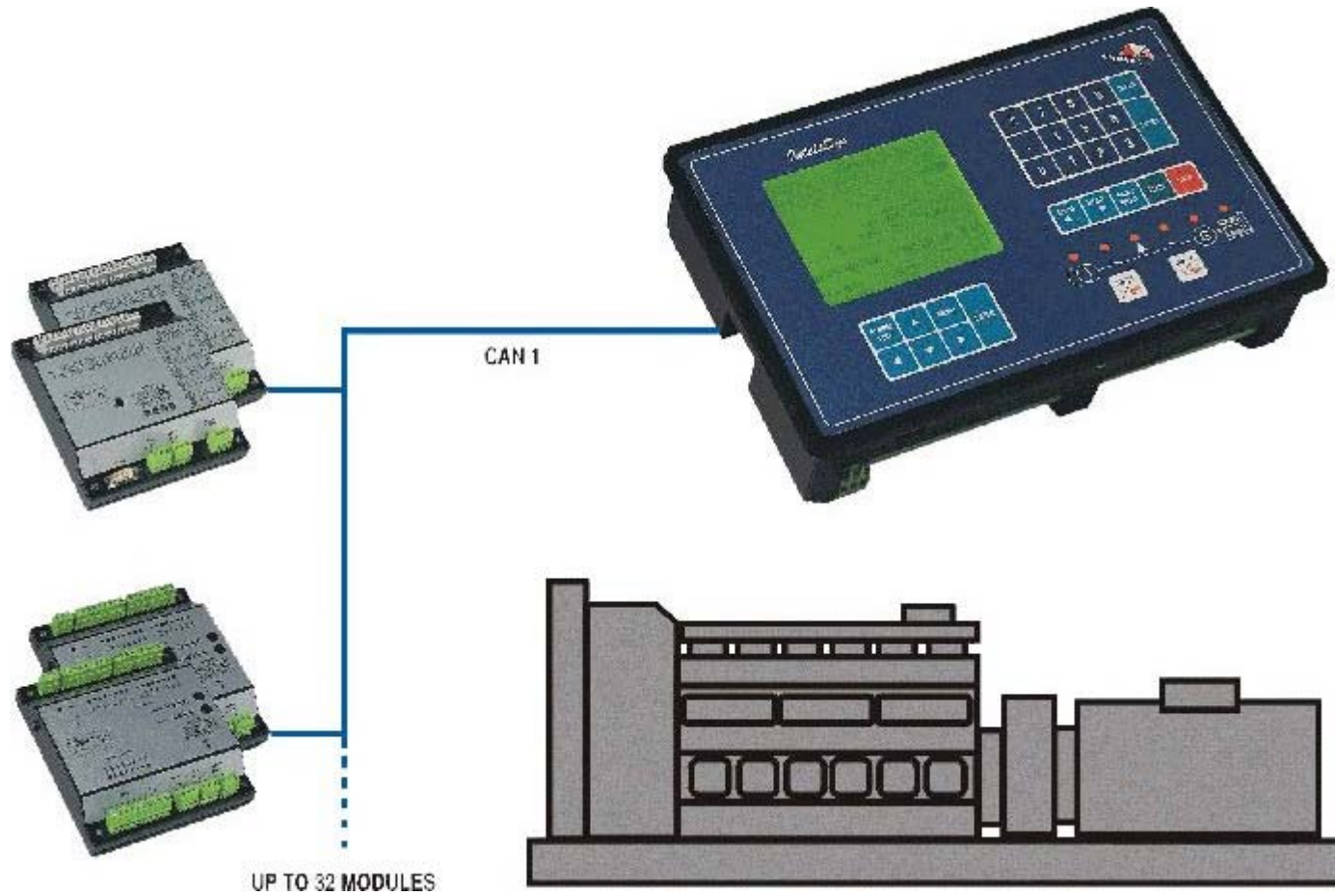
# Heat Management (CHP)

- Load control according to the temperature
- 8 PID loops
- 8 comparators
- 8 switches
- 8 timers

User configurable




# InteliSys, Expandable Concept



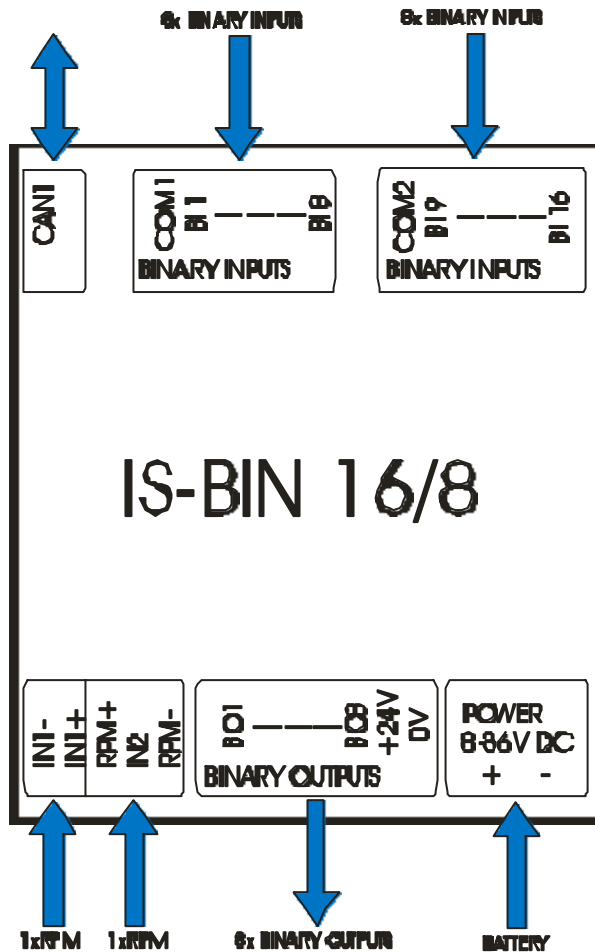


# Extension Module, Analogue Inputs



- 8 software configurable inputs
  - voltage, current sensors
  - PT100, PT1000, 4-20mA, thermocouples, 0-5V.....
- Measurement accuracy +/-1%
- Possibility to add new sensors
- 2 or 3 wire resistive sensors
- Programmable curves
- Possibility to be mounted on the genset
- Up to 10 units can be connected to IntelliSys

# Extension Module Digital Inputs/Outputs



- LED diodes for each input and output
- Electrically separated inputs and outputs
- Up to 8 modules can be connected to the InteliSys
- Possibility to be mounted on the engine

# Communication Interfaces



## **CAN open 2 for multiple gen-set operation**

- Up to 32 units supervision
- Engine CAN Bus Interface



## **RS232 for modem or PC**

- Diagnostics
- Configuration/Parameter adjustment
- Modem/Internet Connection
- GSM/SMS handling
- History/Trends/Active calls
- SCADA



## **CAN open 1 for extension modules**

- Up to 32 modules
- Inputs/Outputs
- Power measurements
- ...Lambda control, governor, ignition

- 
- 
- 
- 
- 
- 
- 
- 
- 
- 

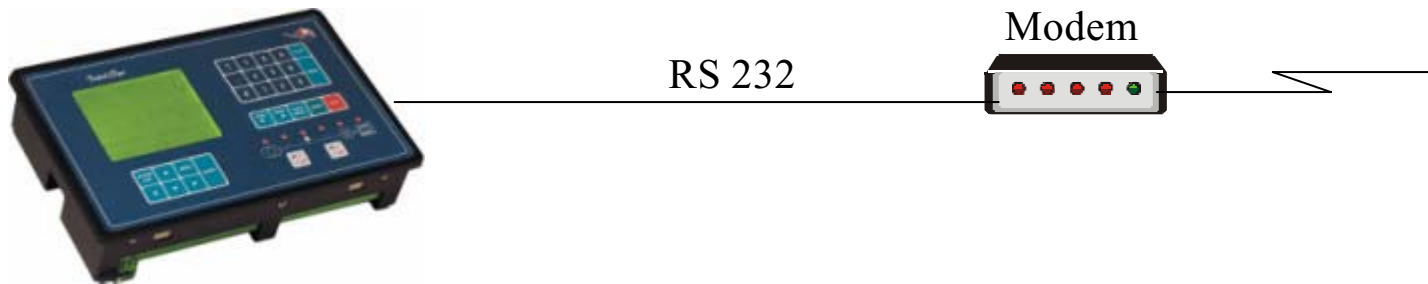
## InteliSys - Application Examples

- 
- 
- 
- 
- 
- 
- 
- 



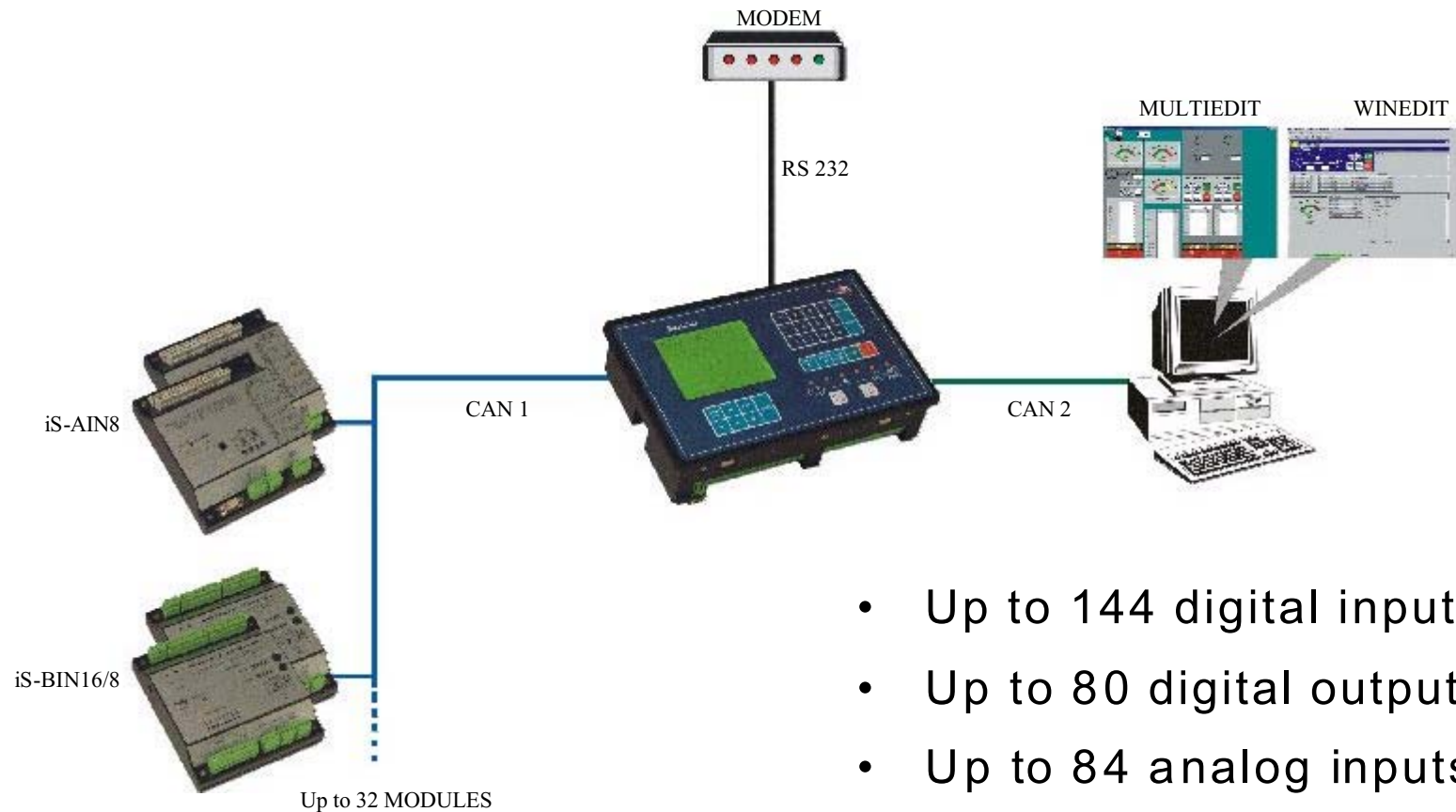
# Single Engine Control (SPM, SSB)

- 16 Digital inputs
- 16 Digital outputs
- 4 Analogue inputs



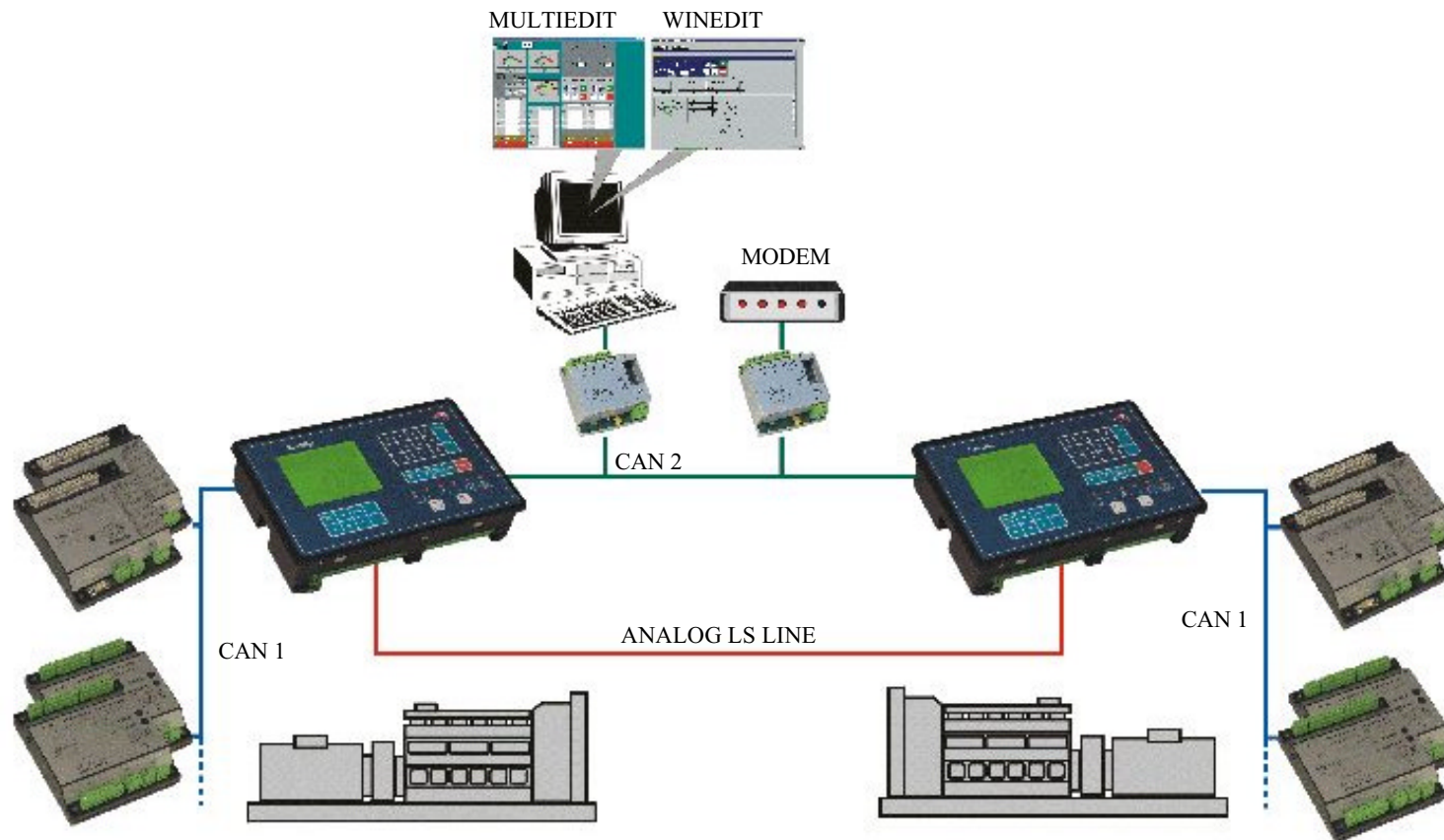
- 1 Analog output
- 1 RPM input
- All power measurements

# Single Engine Control Expanded

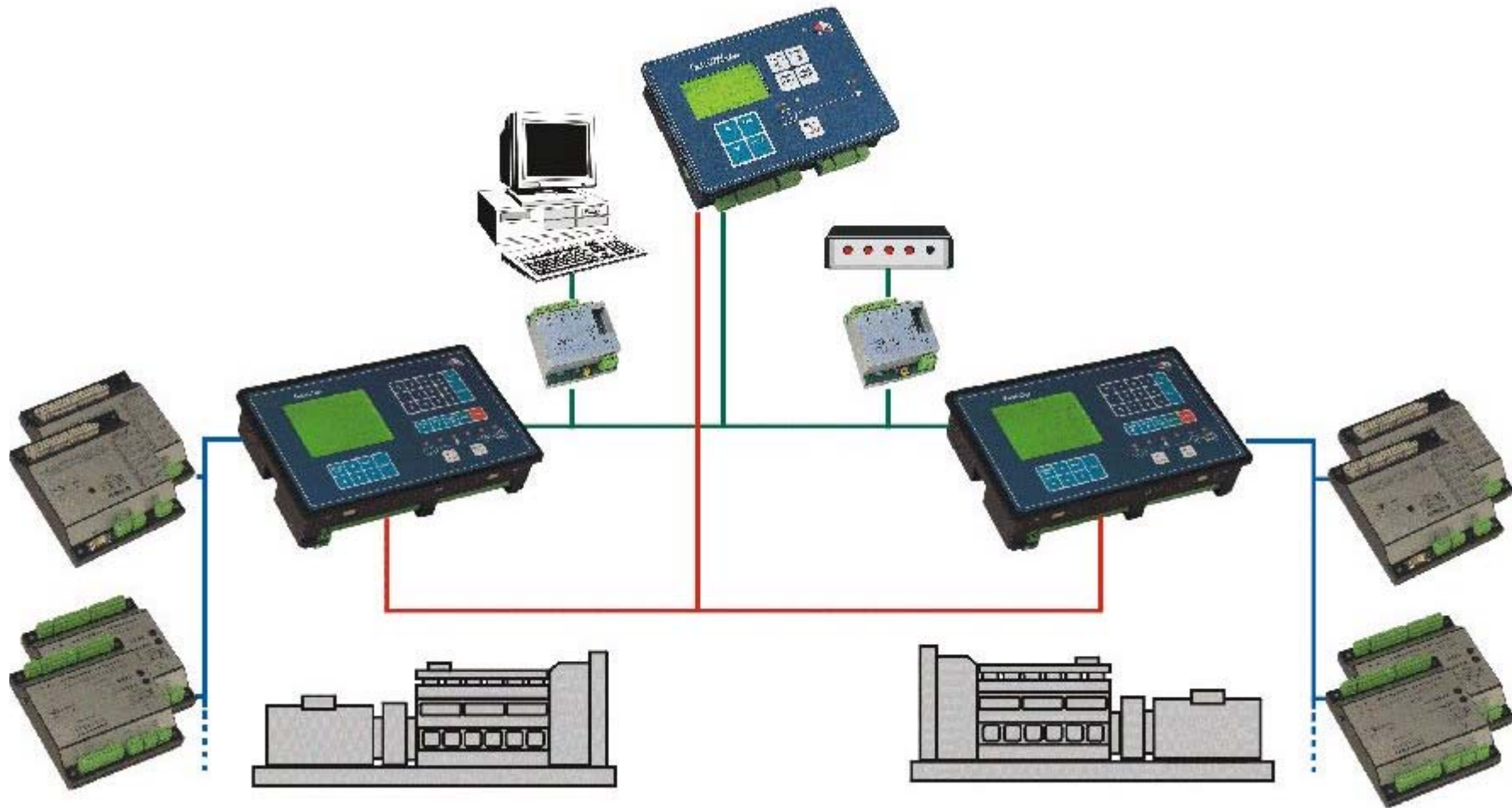


- Up to 144 digital inputs
- Up to 80 digital outputs
- Up to 84 analog inputs
- All power measurements

# Multiple Engine Control Expanded



# Multiple Engine Control Import/Export





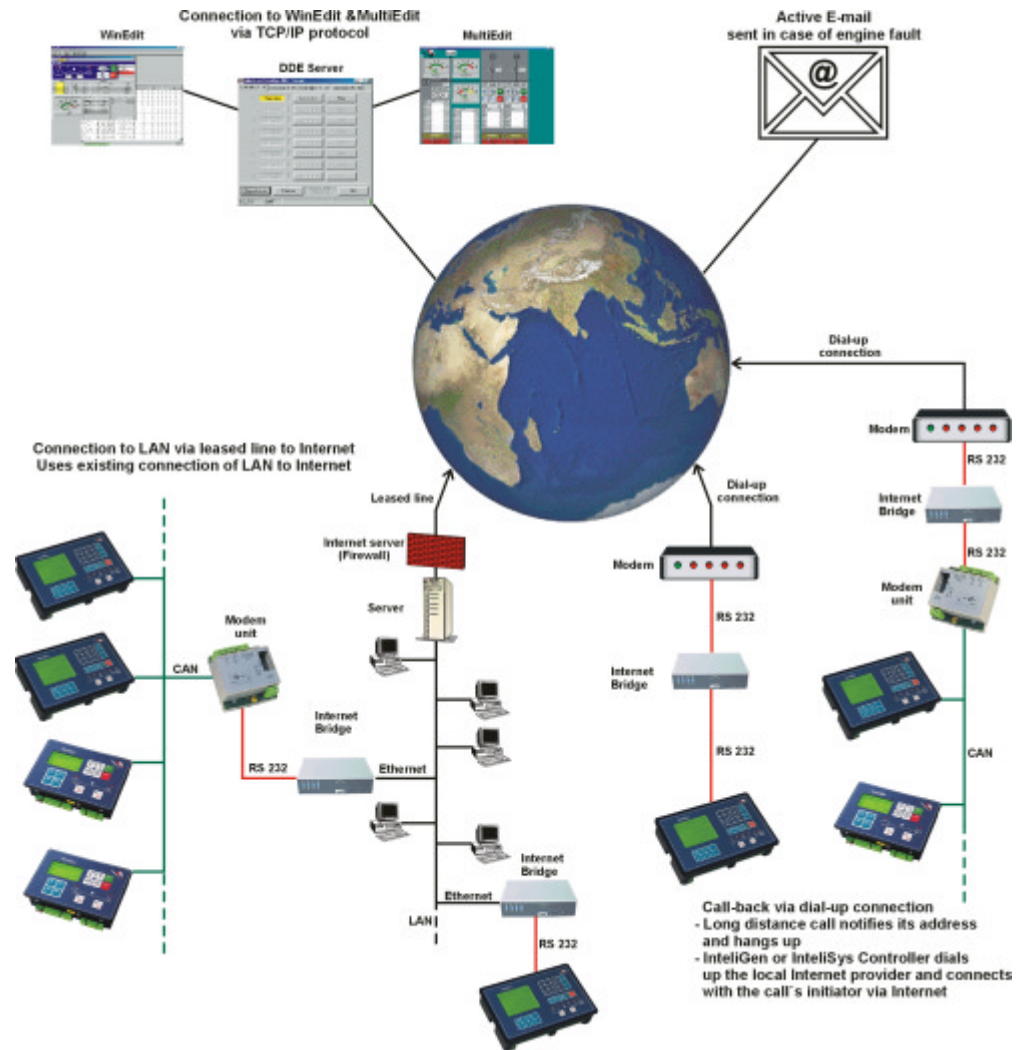
- 
- 
- 
- 
- 
- 
- 
- 
- 

## InteliSys-Additional Features

- 
- 
- 
- 
- 
- 
- 
- 



# Networking

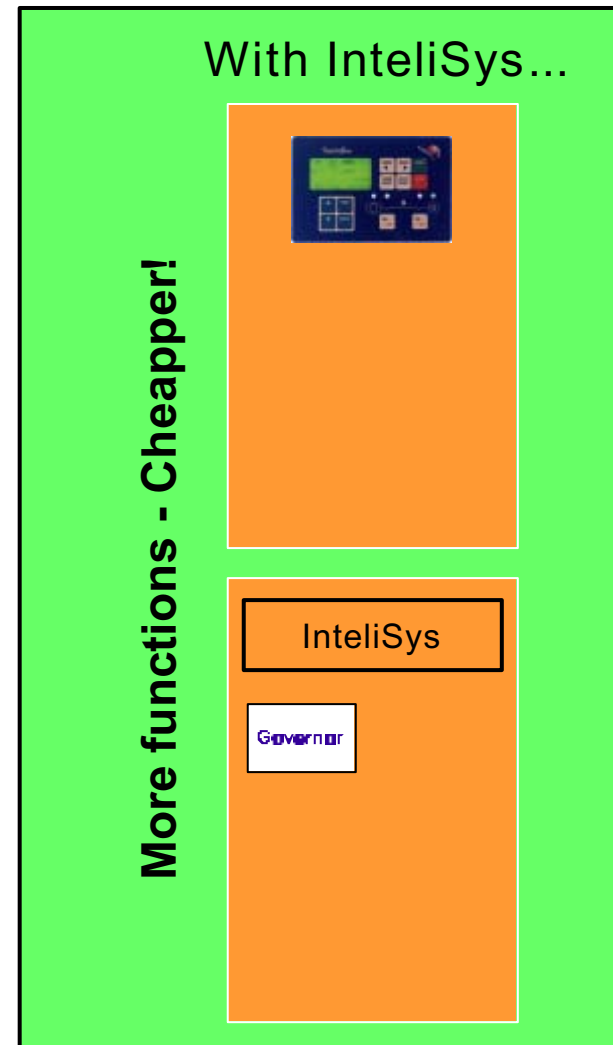
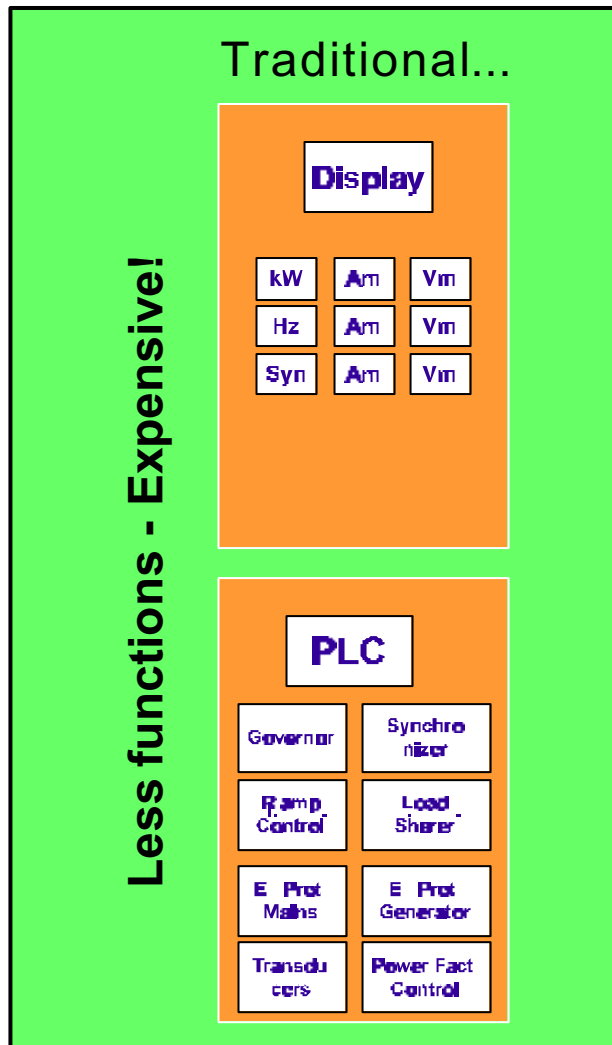


# Data Logging

- Cumulative running h, kWh, kVArh, fuel consumption
- Event capture history of the engine operation for back tracing
- 5 Independent post mortem and pre mortem histories with 1sec sampling frequency
- PC / modem / CAN data transfer possibilities

0	AUTOMATIC MODE	10:28:54	99-10-22	0.00	0
-1	NET MODE - ON	10:28:53	99-10-22	0.00	0
-2	TIME FOR SERVICE	10:28:48	99-10-22	0.00	0
-3	SYSTEM SWITCHED ON	10:28:48	99-10-22	0.00	0
-4	SYSTEM SWITCHED OFF	23:19:31	99-10-06	0.00	0
-5	COMMAND STOP	23:18:11	99-10-06	0.00	0
-6	REMOTE STOP - MODEM	23:18:11	99-10-06	0.00	0

# IS - Instant switchboard savings!



## Your benefits

- Versatile product for total gen-set control
- Highest technology design
- Graphical user interface
- Expandable and configurable
- Sophisticated data logging and
- Telemetry functions
- Switchboard and labour savings

**Invest into the future  
SAVE YOUR MONEY NOW!**

